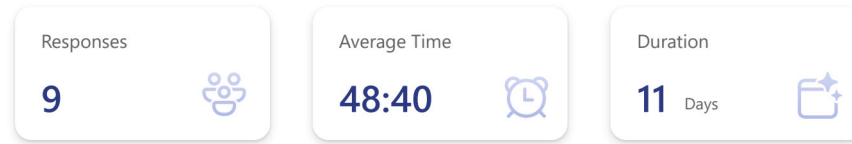
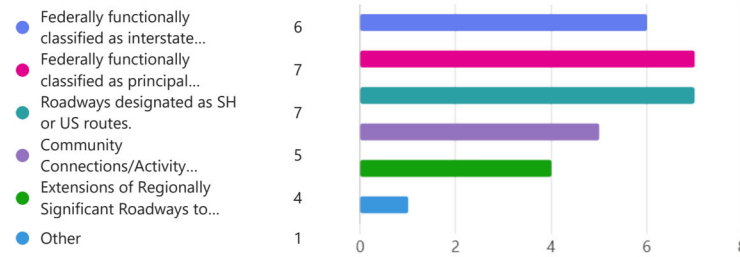


Responses Overview Closed



1. Which additional roadways should be considered for the CMP network?



2. Do you have any additional feedback on the CMP Network?

3 Responses

Latest Responses

"No."

...

3. How strongly do you agree with the following congestion management objectives?

● Strongly Agree ● Agree ● Neutral ● Disagree ● Strongly Disagree

Maintain hours of delay per capita through 2030.

Increase Interstate reliability to 70% by 2030.

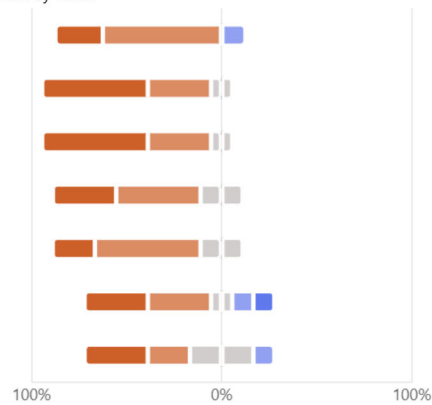
Increase Non-Interstate reliability to 50% by 2030.

Reduce mean incident clearance time per incident by 20% by 2030.

Maintain truck travel time on highways through 2030.

Increase average transit on-time performance to 85% by 2030.

Increase Non-SOV (Single-Occupancy Vehicle) Travel Mode Share by 5% by 2030.



4. Do you have any additional feedback on these objectives?

1
Responses

Latest Responses
"No"

5. Please rate the importance of the following performance measures in tracking congestion at the regional level.

● Very Important ● Important ● Neutral ● Less Important ● Not Important

Mobility and Congestion -Recurring Congestion (Travel Time Index - TTI)

Mobility and Congestion - Non-Recurring Congestion (Level of Travel Time Reliability)

Mobility and Congestion -Vehicle Hours of Delay

Mobility and Congestion - Peak Hour Volume-to-Capacity (V/C) Ratio

Reliability and Efficiency - Crash Rates per 100 million Vehicle Miles Traveled

Reliability and Efficiency - Incident Clearance Times

Reliability and Efficiency - Transit On-Time Performance

Reliability and Efficiency - Truck Travel Time Reliability (TTTR) Index on the Interstate

Reliability and Efficiency - Intelligent Transportation Systems (ITS) Coverage

Multimodal Performance and Accessibility - Transit Ridership

Multimodal Performance and Accessibility -Sidewalk Present

Multimodal Performance and Accessibility - Bicycle Facility Present

Multimodal Performance and Accessibility - Park and Ride Facilities

Multimodal Performance and Accessibility - Transit Centers

Land Use and Accessibility - Population within ¼ mile of transit/bike/pedestrian infrastructure

Land Use and Accessibility - Employment within ¼ mile of transit/bike/pedestrian infrastructure



6. Do you have any additional feedback on the performance measures?

3
Responses

Latest Responses
"No"
...