

# AAMPO

## **Safety Performance Measures: 2023 Target Setting**

**Transportation Policy Board | January 23, 2023**

Clifton Hall, Transportation Planning Program Manager

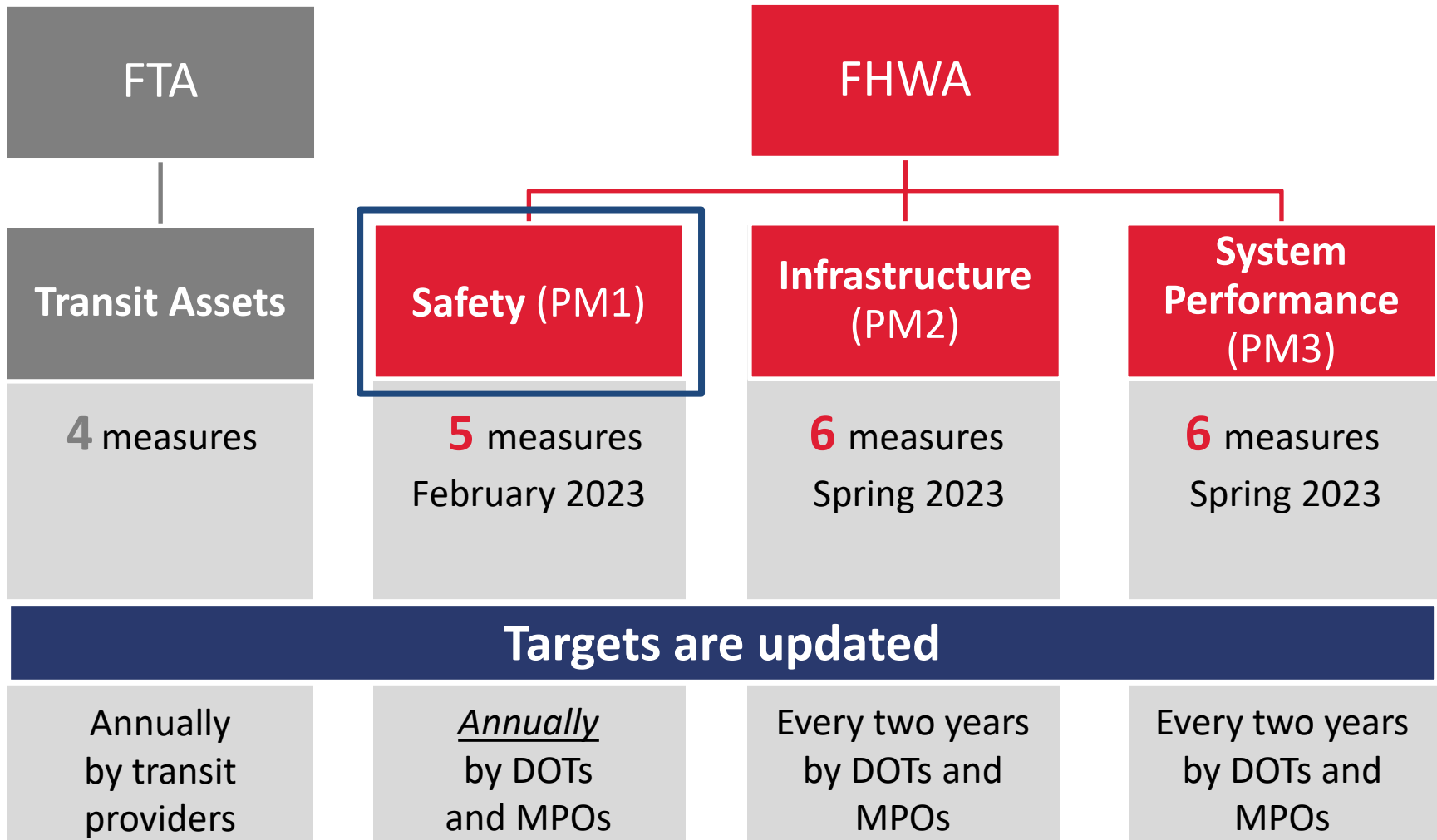
# Overview

- Target-Setting Process
- Trend Data
- 2023 Texas Safety Targets
- *Action is scheduled for January 23, 2023.*

# Target Setting Process



# Federal Performance Measure Target Dates



# Five Federal Safety Performance Measures

- 1. Number of Fatalities**
- 2. Rate of Fatalities**
- 3. Number of Serious Injuries**
- 4. Rate of Serious Injuries**
- 5. Number of Non-motorized Fatalities and Serious Injuries**

# Road to Zero Goal Development

In May of 2019, the Texas Transportation Commission (TTC) adopted Minute Order 115481, directing TxDOT to work toward the goal of reducing the number of deaths on Texas roadways by half by the year 2035 and to zero by the year 2050.

The calculations for the fatality goal was developed by using the following formula:

**FY2019 CRIS Fatalities**

---

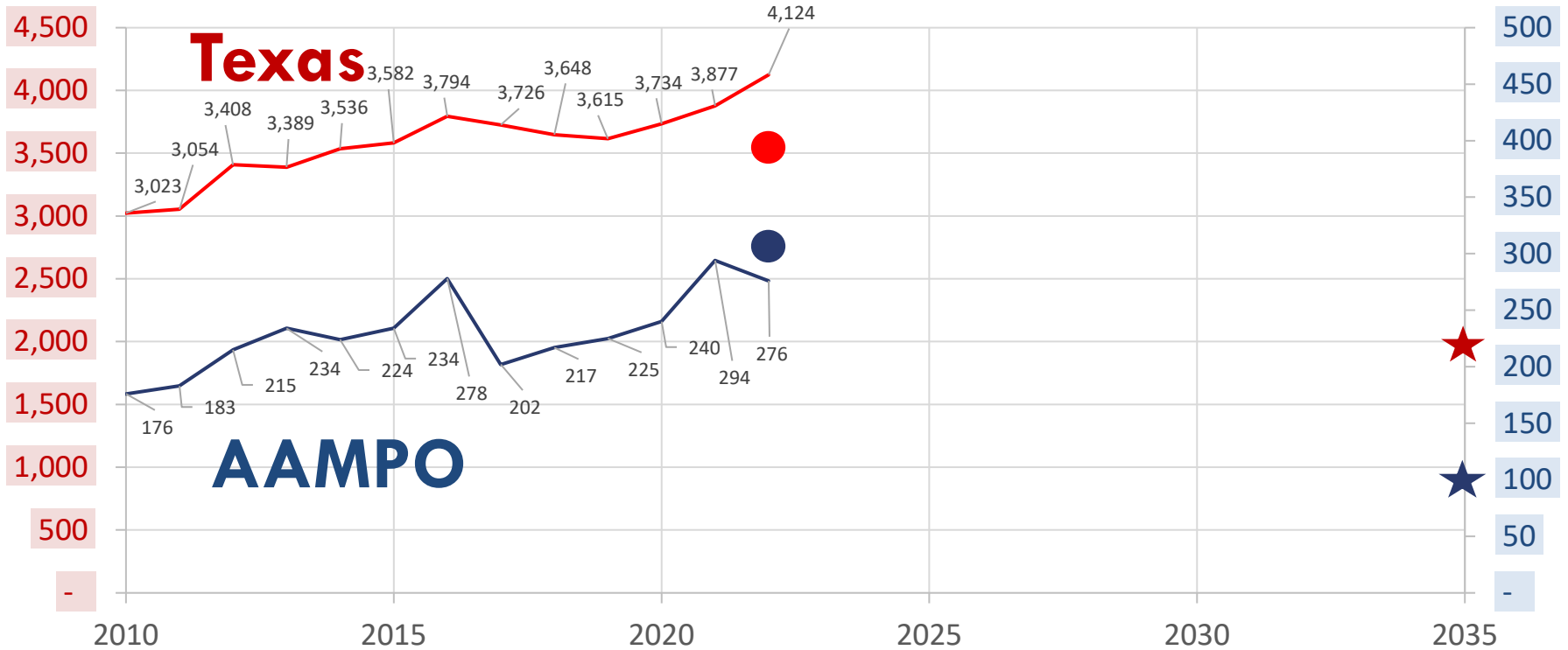
**2050 – current year**

FY2019 CRIS Fatalities = year the Road to Zero direction was adopted

# Trends in Texas and the AAMPO region



# Number of Fatalities (2010-2022)



## 2022 Statewide Target

Reduce expected rise in fatalities by 2.0 %  
**3,563 (State)**  
 312 (AAMPO)

## 2022 Actual\*

**4,124 (State)**  
**276 (AAMPO)**  
 (\*as of 12/19/2022)

## 2035 Statewide Goal

Reduce fatalities by half  
 (approximately 1,869)

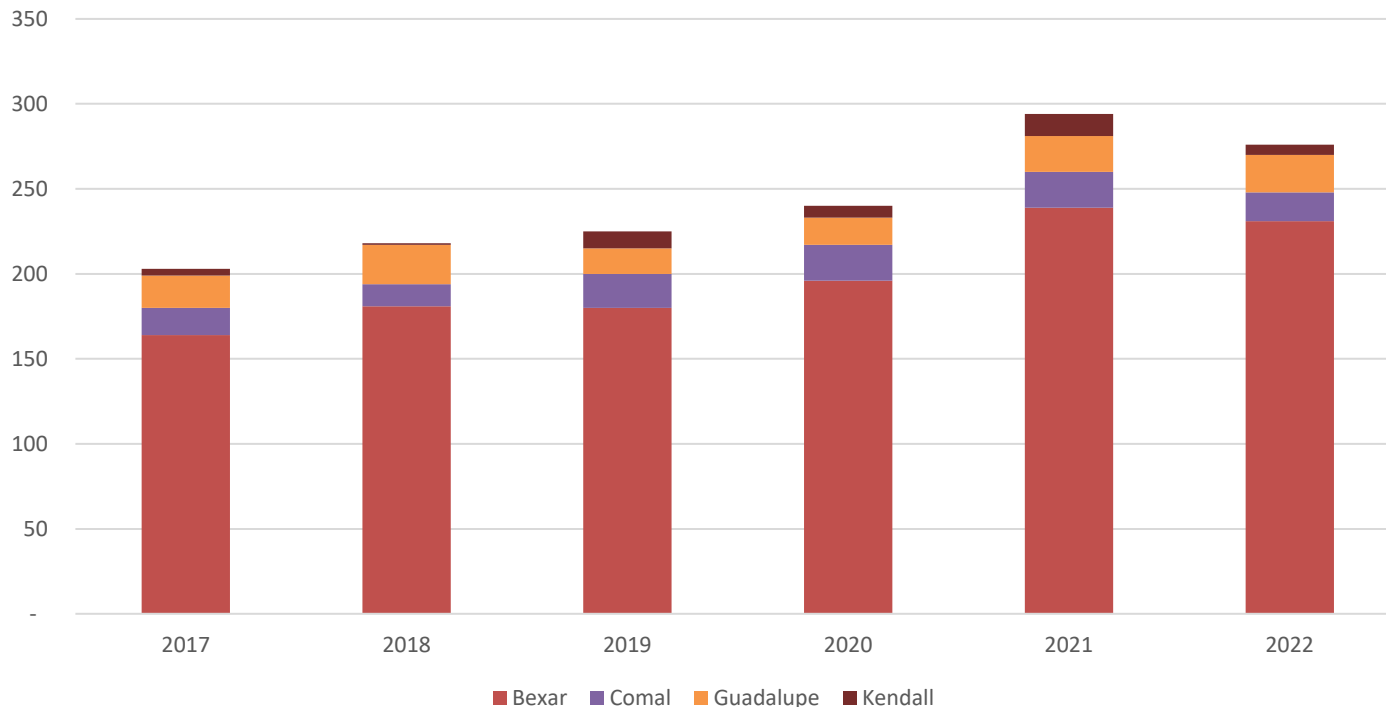
## 2023 Statewide Target

Reduce expected rise by 2.0%  
**3,682 (State)**  
 322 (AAMPO)

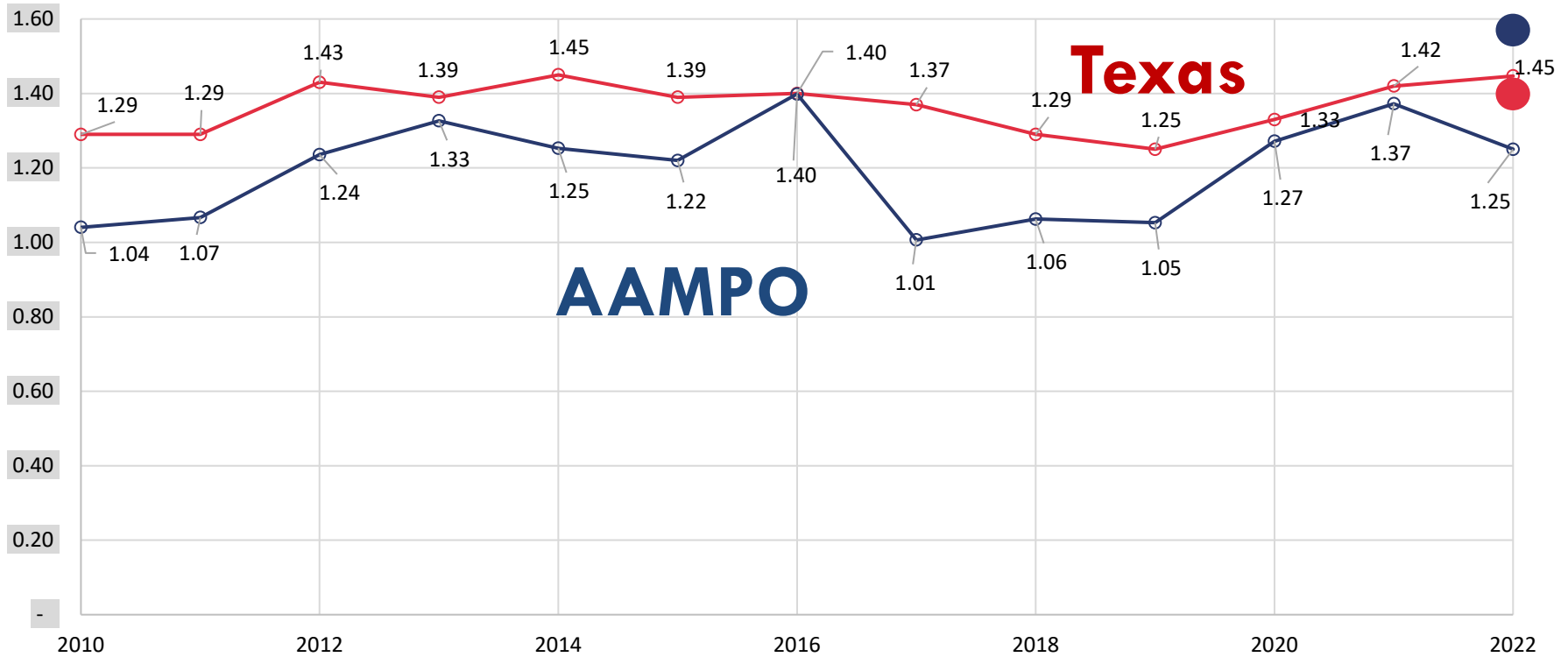
# Number of Fatalities per AAMPO County (2017-2022)

	2017	2018	2019	2020	2021	2022
<b>Bexar</b>	164	181	180	196	239	231
<b>Comal</b>	16	13	20	21	21	17
<b>Guadalupe</b>	19	23	15	16	21	22
<b>Kendall</b>	4	1	10	7	13	6

*\*Only accounting for 2022 up to December 19, 2022.*



# Rate of Fatalities (2010-2022)



## 2022 Statewide Target

Reduce expected rise in rate of fatalities by 2.0%

1.40 (State)  
1.58 (AAMPO)

## 2022 Actual\*

1.45 (State)  
1.25 (AAMPO)  
(\*as of 12/19/2022)

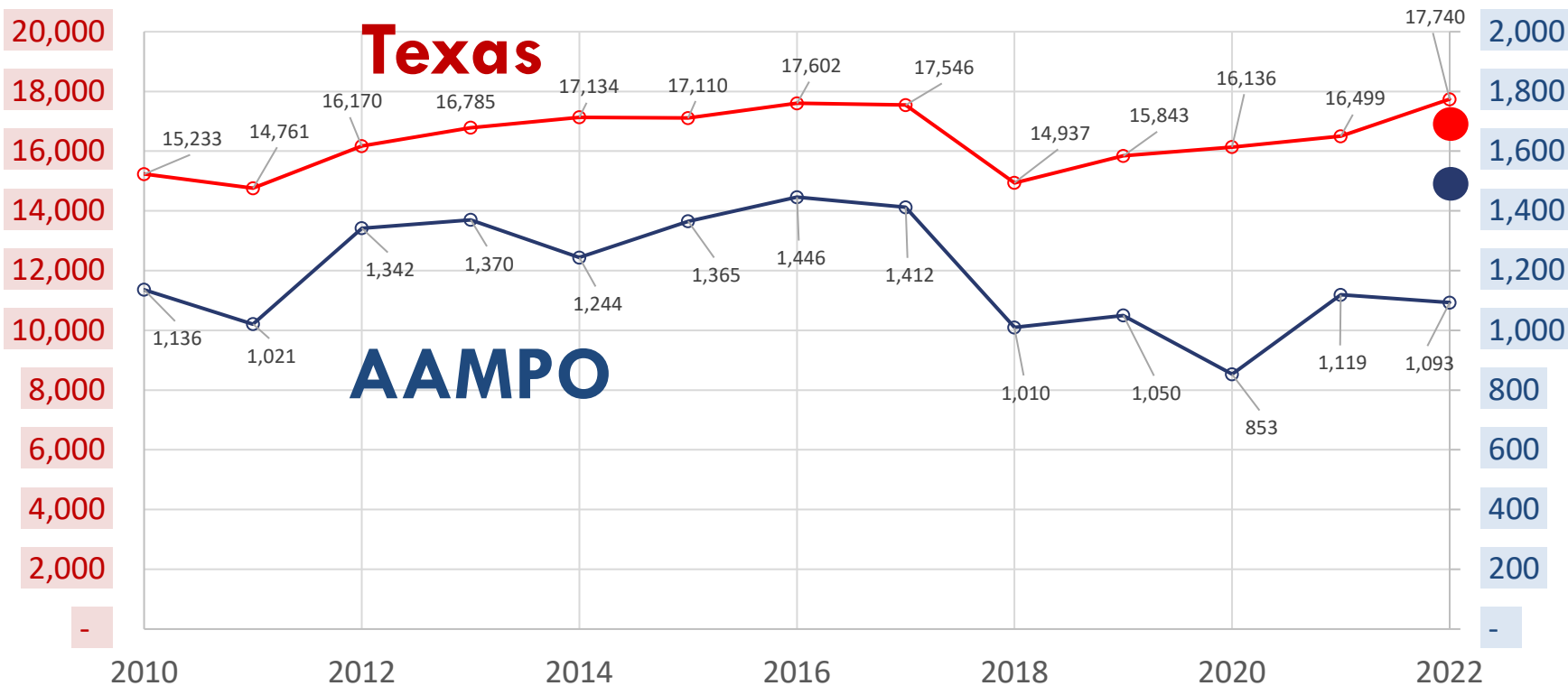
## 2023 Statewide Target

Reduce expected rise in rate of fatalities by 2.0%

1.38 (State)  
1.62 (AAMPO)

\*rates are per 100 million vehicle miles traveled

# Number of Serious Injuries (2010-2022)



## 2022 Statewide Target

Reduce expected rise of serious injuries by 2.0%

6,485 (State)  
1,497 (AAMPO)

## 2022 Actual\*

17,740 (State)  
1,093 (AAMPO)  
(\*as of 12/19/2022)

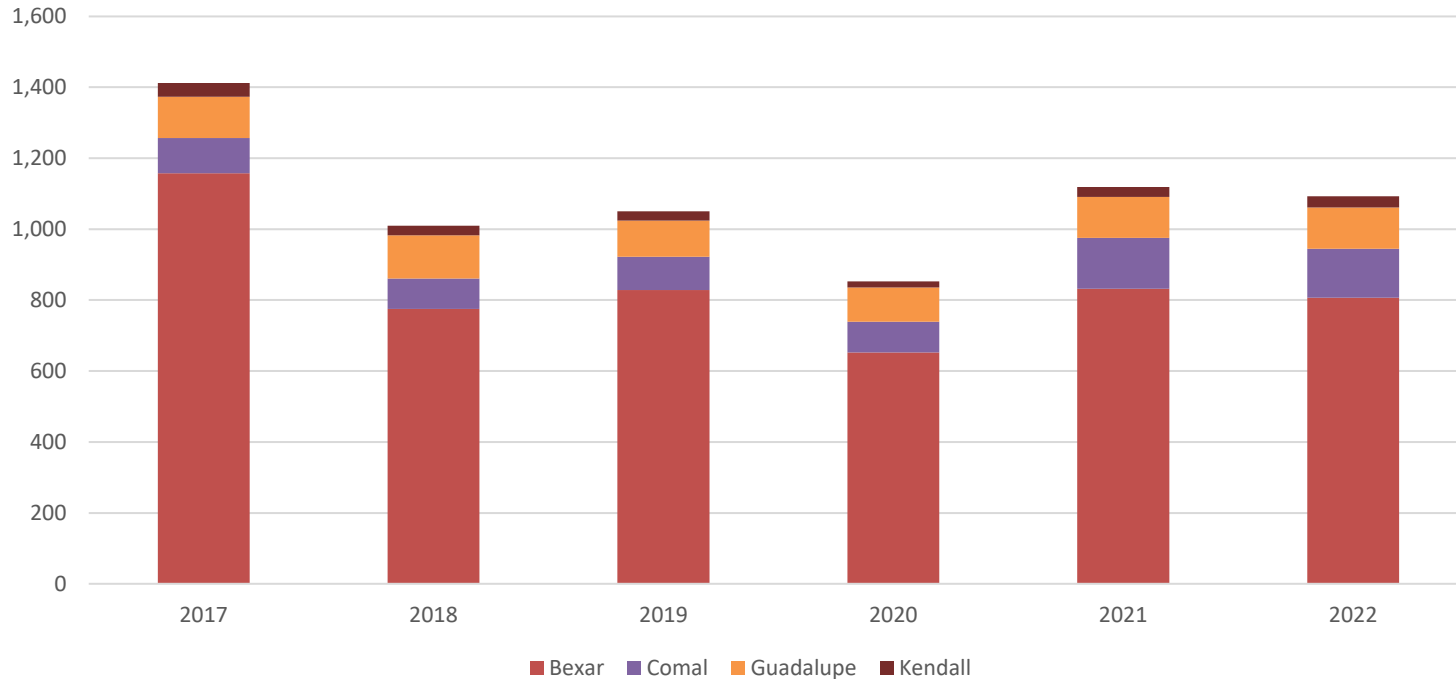
## 2023 Statewide Target

Reduce expected rise of serious injuries by 2.0%

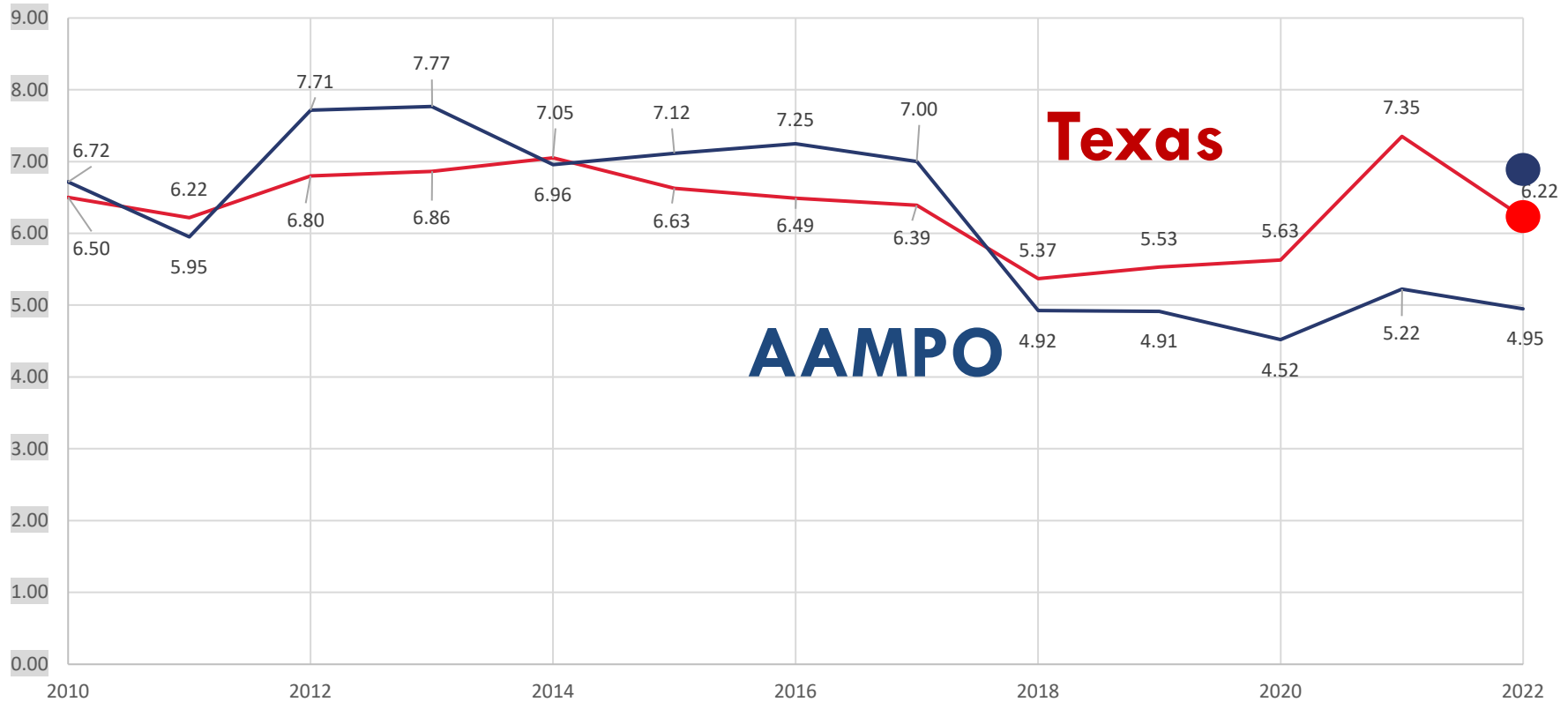
17,062 (State)  
1,518 (AAMPO)

# Number of Serious Injuries per AAMPO County (2017-2022)

	2017	2018	2019	2020	2021	2022
<b>Bexar</b>	1,158	775	828	652	832	807
<b>Comal</b>	99	86	94	87	143	138
<b>Guadalupe</b>	116	122	102	97	116	116
<b>Kendall</b>	39	27	26	17	28	32
<i>*Only accounting for 2022 up to December 19, 2022.</i>						



# Rate of Serious Injuries (2010-2022)



## 2022 Statewide Target

Decrease rate of serious injuries  
**6.11 (State)**  
**7.03 (AAMPO)**

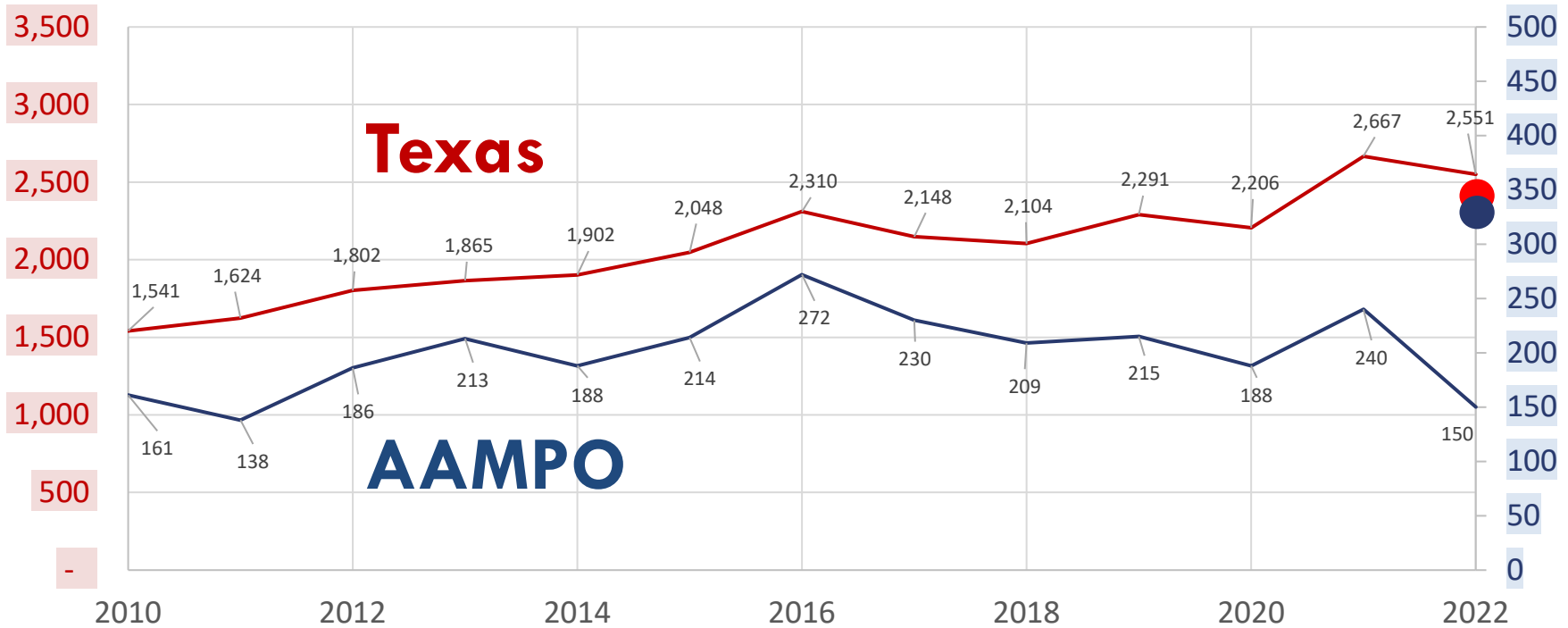
## 2022 Actual\*

**6.22 (State)**  
**4.95 (AAMPO)**  
 (\*as of 12/19/2022)

## 2023 Statewide Target

Decrease rate of serious injuries  
**6.39 (State)**  
**6.99 (AAMPO)**

# Number of Non-Motorized Fatalities & Serious Injuries (2010-2022)



## 2022 Statewide Target

Reduce expected rise in non-motorized fatalities and serious injuries by 2.0 %

2,310 (State)

332 (AAMPO)

## 2022 Actual\*

2,551 (State)

150 (AAMPO)

(\*as of 12/19/2022)

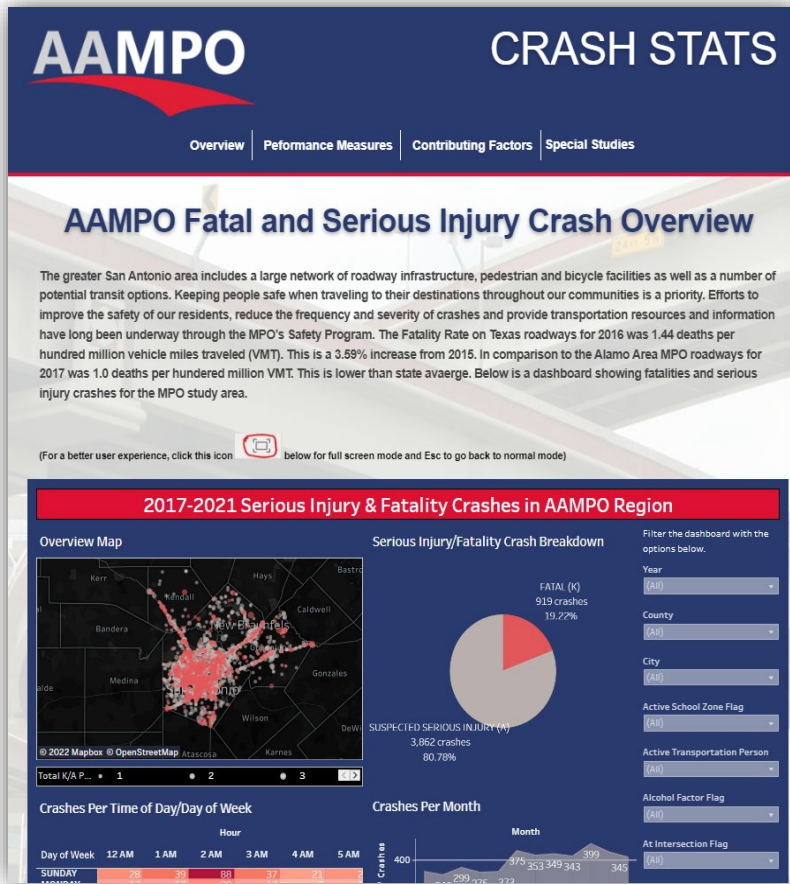
## 2023 Statewide Target

Reduce expected rise in non-motorized fatalities and serious injuries by 2.0%

2,357 (State)

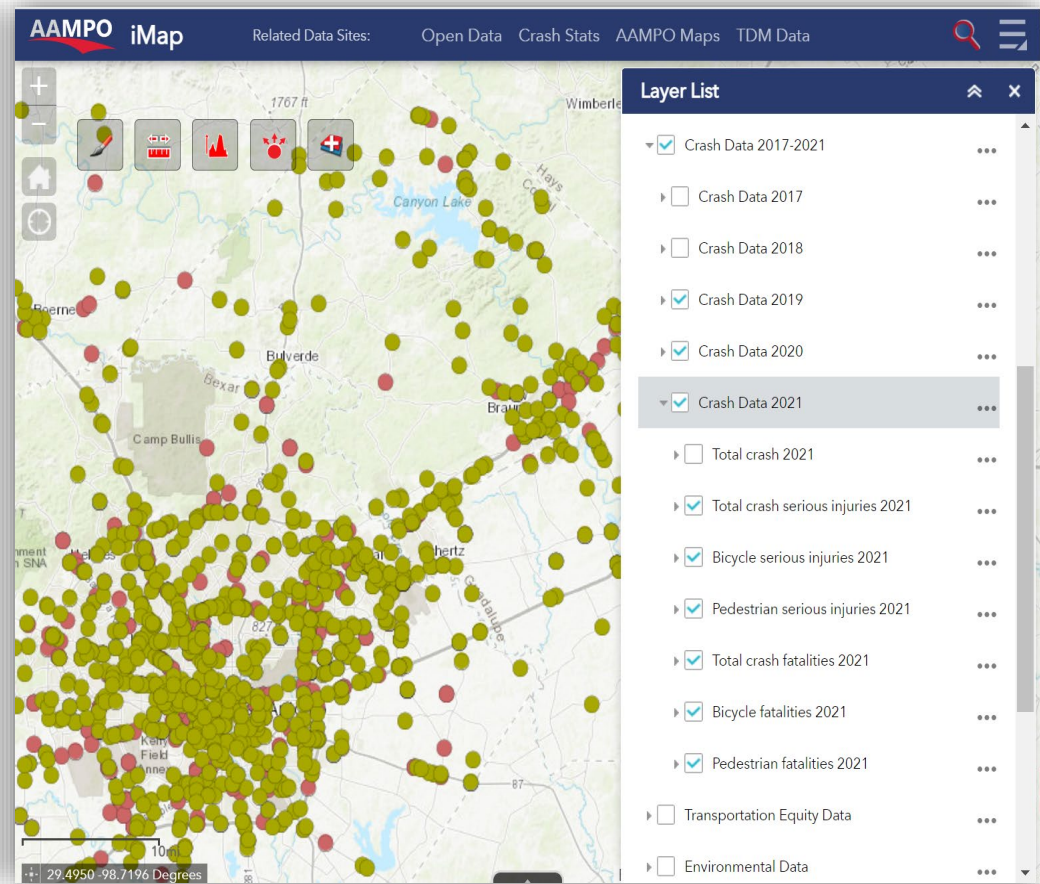
348 (AAMPO)

# Additional AAMPO Crash Data Resources



**AAMPO Crash Stats Dashboard**

[www.alamoareampo.org/crashstats/](http://www.alamoareampo.org/crashstats/)



**AAMPO iMap featuring Crash Data**

[www.alamoareampo.org/imap/](http://www.alamoareampo.org/imap/)

# Staff Recommendation

Performance Measure	State Target for 2023	AAMPO 2023 Draft Estimate
Number of Fatalities	3,682	322
Rate of Fatalities	1.38	1.62
Number of Serious Injuries	17,062	1,518
Rate of Serious Injuries	6.39	6.99
Number of Non-Motorized Fatalities & Serious Injuries	2,357	348

- Staff Recommendation: support 2023 statewide targets and 2050 zero deaths goal
  - ***Draft estimates utilize TxDOT methodology for AAMPO region only***
- ATAC approved Staff Recommendation November 2022
- TAC approved, and recommended TPB approval, **January 6, 2023**
- **TPB is scheduled to take action at the January 23, 2023 meeting**
- PM1: Safety Targets are revisited annually

# Safety Performance Measure Resolution



## A Resolution Adopting the Safety Targets Established by the Texas Department of Transportation (TxDOT) for Year 2023

**WHEREAS**, the Alamo Area Metropolitan Planning Organization (AAMPO) is responsible for a multimodal transportation planning and programming process; and

**WHEREAS**, AAMPO provides local direction for urban transportation planning and the allocation of federal transportation funds to entities within the region; and

**WHEREAS**, Fixing America's Surface Transportation (FAST) Act and the subsequent Infrastructure Investment and Jobs Act (IIJA), signed into law November 15, 2021, require the implementation of Performance Measures to assist in the transportation planning process; and

**WHEREAS**, the Texas Department of Transportation (TxDOT) has adopted its Strategic Highway Safety Plan, a data-driven, statewide-coordinated safety plan to help reduce fatalities and serious injuries on all public roads; and

**WHEREAS**, the State of Texas Department of Transportation (TxDOT) has established the following targets for 5 Safety Performance measures based on five-year rolling averages for:

1. Number of Fatalities: 3,682
2. Rate of Fatalities per 100 million Vehicle Miles Traveled (VMT): 1.38
3. Number of Serious Injuries: 17,062
4. Rate of Serious Injuries per 100 million VMT: 6.39
5. Number of Non-Motorized Fatalities and Non-Motorized Serious Injuries: 2,357; and

**WHEREAS**, the Texas Department of Transportation (TxDOT) has officially established safety targets in the Highway Safety Improvement Program annual report dated May 25, 2021 and has adopted identical safety targets for number of fatalities, rate of fatalities, and number of serious injuries as set forth in the Strategic Highway Safety Plan.

**WHEREAS**, the Alamo Area MPO previously took action supporting TxDOT's statewide safety targets for 2018, 2019, 2020, 2021, and 2022.

**NOW, THEREFORE, BE IT RESOLVED** the Alamo Area MPO hereby supports TxDOT's statewide safety targets for calendar year 2023.

**BE IT FURTHER RESOLVED** the Alamo Area MPO supports TxDOT's visionary goals to end traffic fatalities on Texas roads by year 2050 and reduce fatalities by half by year 2035.

**BE IT FURTHER RESOLVED** the Alamo Area MPO will plan and program projects that contribute to the accomplishments of said targets and goals.

**BE IT FURTHER RESOLVED** the Alamo Area MPO will monitor the established targets and goals and report achievements to the Transportation Policy Board in Fall 2023.

**PASSED AND APPROVED** this 23rd day of January 2023.

---

Kevin Webb, Chair  
Alamo Area Metropolitan Planning Organization

# ***Motion to Approve the 2023 Safety Performance Measures and Target Setting Resolution***

