

# AAMPO

## **Safety Performance Measures: 2022 Target Setting**

Transportation Policy Board | January 24, 2022

Joey Pawlik, Active Transportation Planner

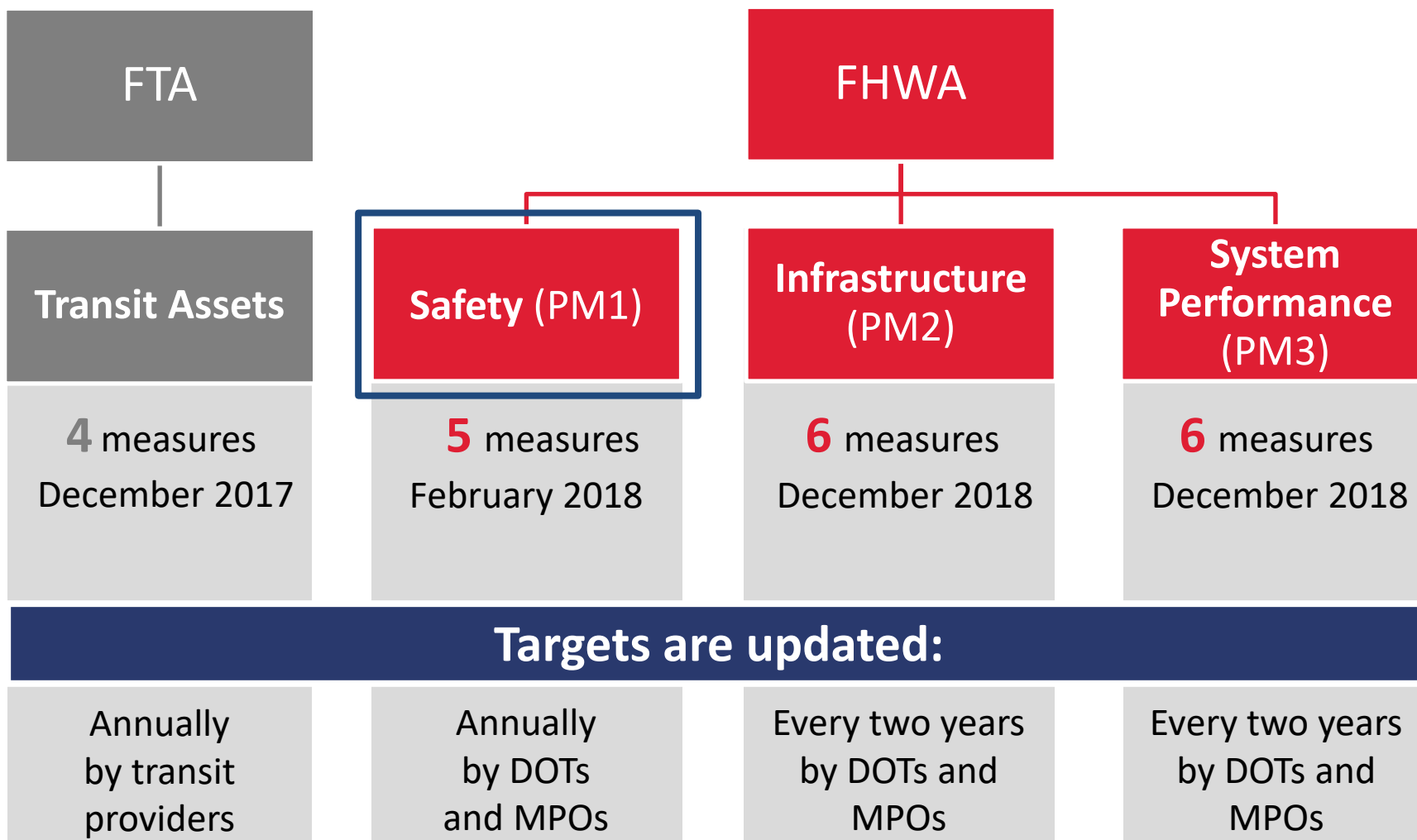
# Outline

- Target-Setting Process
- Trend Data
- Proposed 2022 Targets
- *Action is scheduled for January 24, 2022*

# Target Setting Process



# Federal Performance Measure Target Dates



# Five federal safety performance measures

- 1. Number of Fatalities**
- 2. Rate of Fatalities**
- 3. Number of Serious Injuries**
- 4. Rate of Serious Injuries**
- 5. Number of Non-motorized Fatalities and Serious Injuries**

# Trends in Texas and the AAMPO region



# Road to Zero Goal Development

In May of 2019, the Texas Transportation Commission (TTC) adopted Minute Order 115481, directing TxDOT to work toward the goal of reducing the number of deaths on Texas roadways by half by the year 2035 and to zero by the year 2050.

The calculations for the fatality goal was developed by using the following formula:

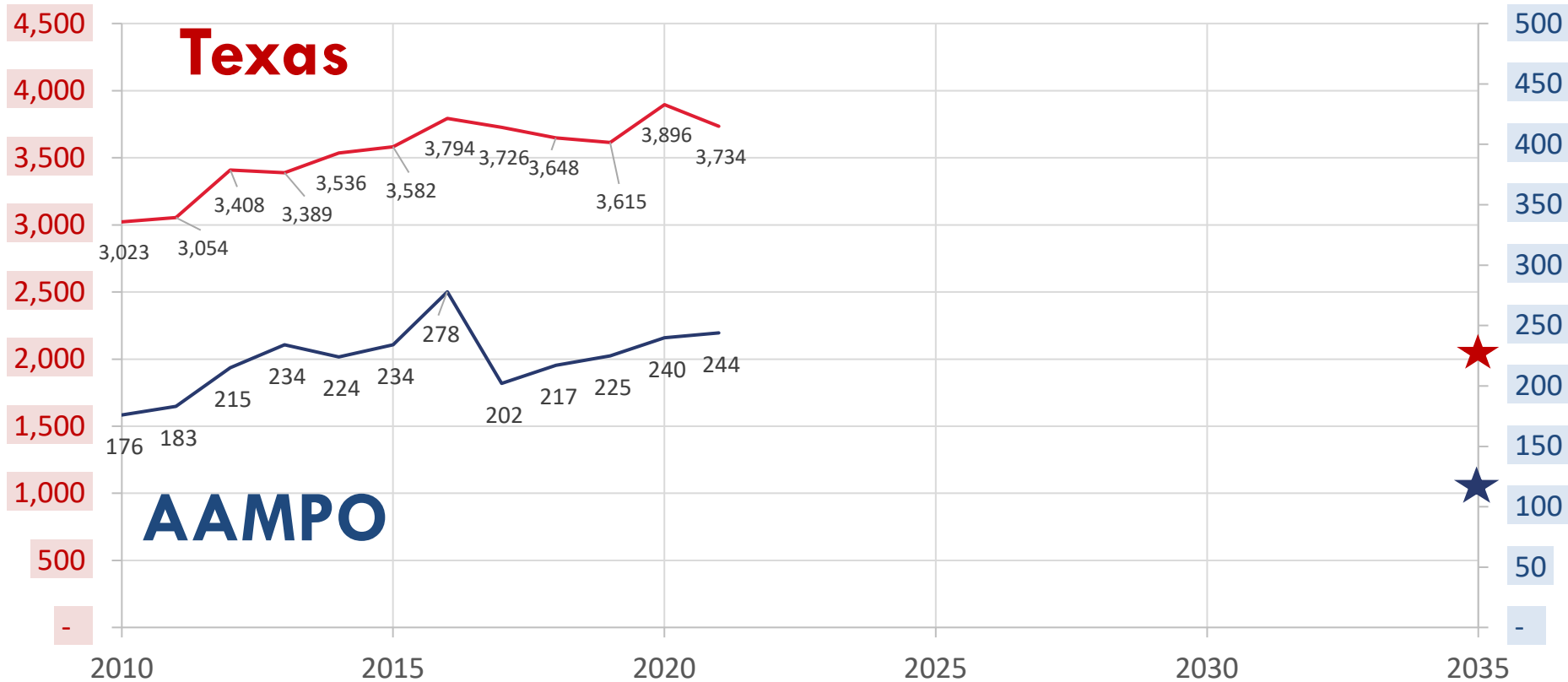
**FY2019 CRIS Fatalities**

---

**2050 – current year**

FY2019 CRIS Fatalities = year the Road to Zero direction was adopted

# Number of Fatalities (2010-2021)



**2021 Statewide Target**

Reduce expected rise by 1.6 % to ≤ 3,384 fatalities

**2021 Statewide Actual\***

*Off target*  
(\*as of 11/18/2021)

**2035 Statewide Goal**

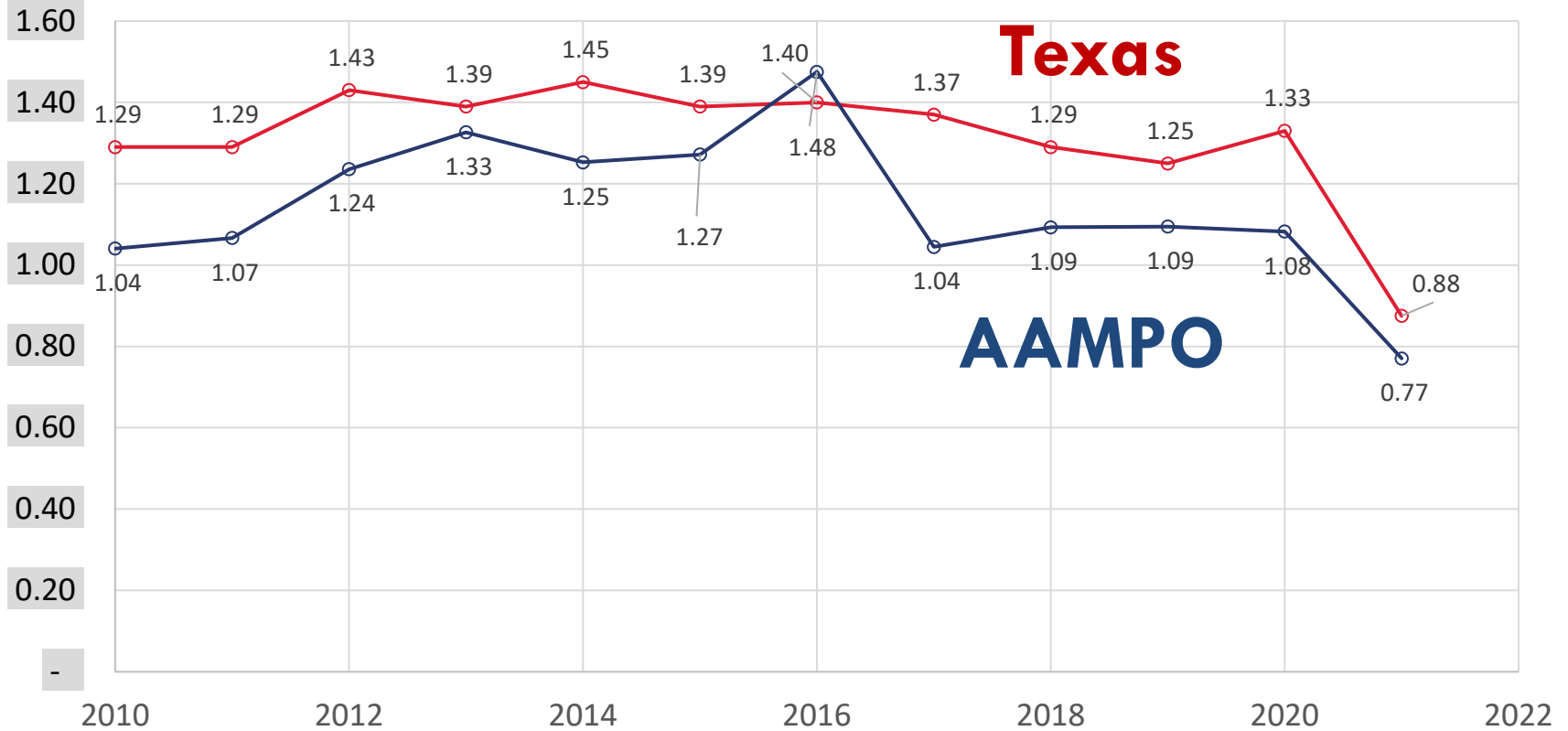
Reduce fatalities by half  
(approximately 1,869)

**2022 Statewide Target**

Reduce expected rise by 2.0% to ≤ 3,272 fatalities



# Rate of Fatalities (2010-2021)



## 2021 Statewide Target

Reduce expected rise by 1.6% to  $\leq 1.25$  fatalities per 100 MVMT

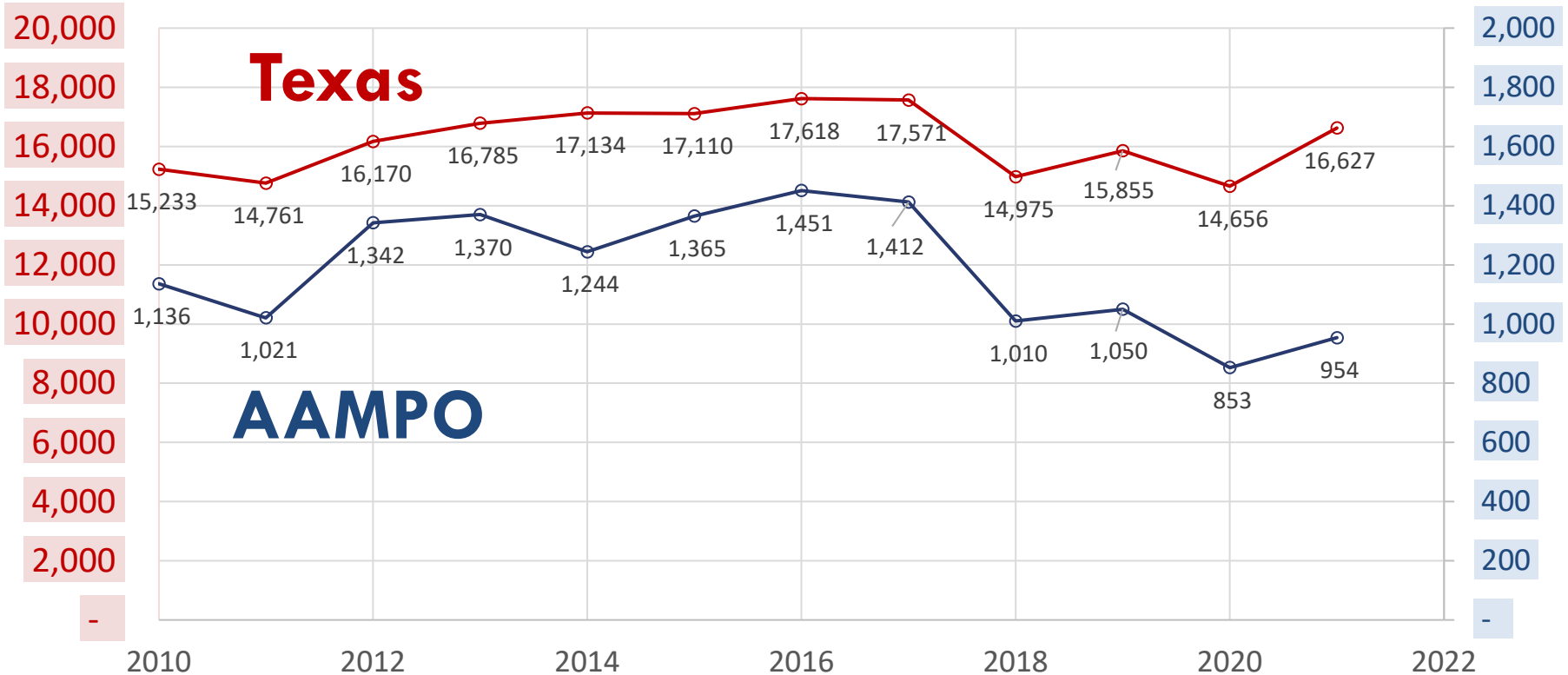
## 2021 Statewide Actual\*

On target  
(\*as of 11/18/2021)

## 2022 Statewide Target

Reduce expected rise by 2.0% to  $\leq 1.23$  fatalities per 100 MVMT

# Number of Serious Injuries (2010-2021)



## 2021 Statewide Target

Reduce expected rise by 1.6% to  $\leq 18,835$  serious injuries

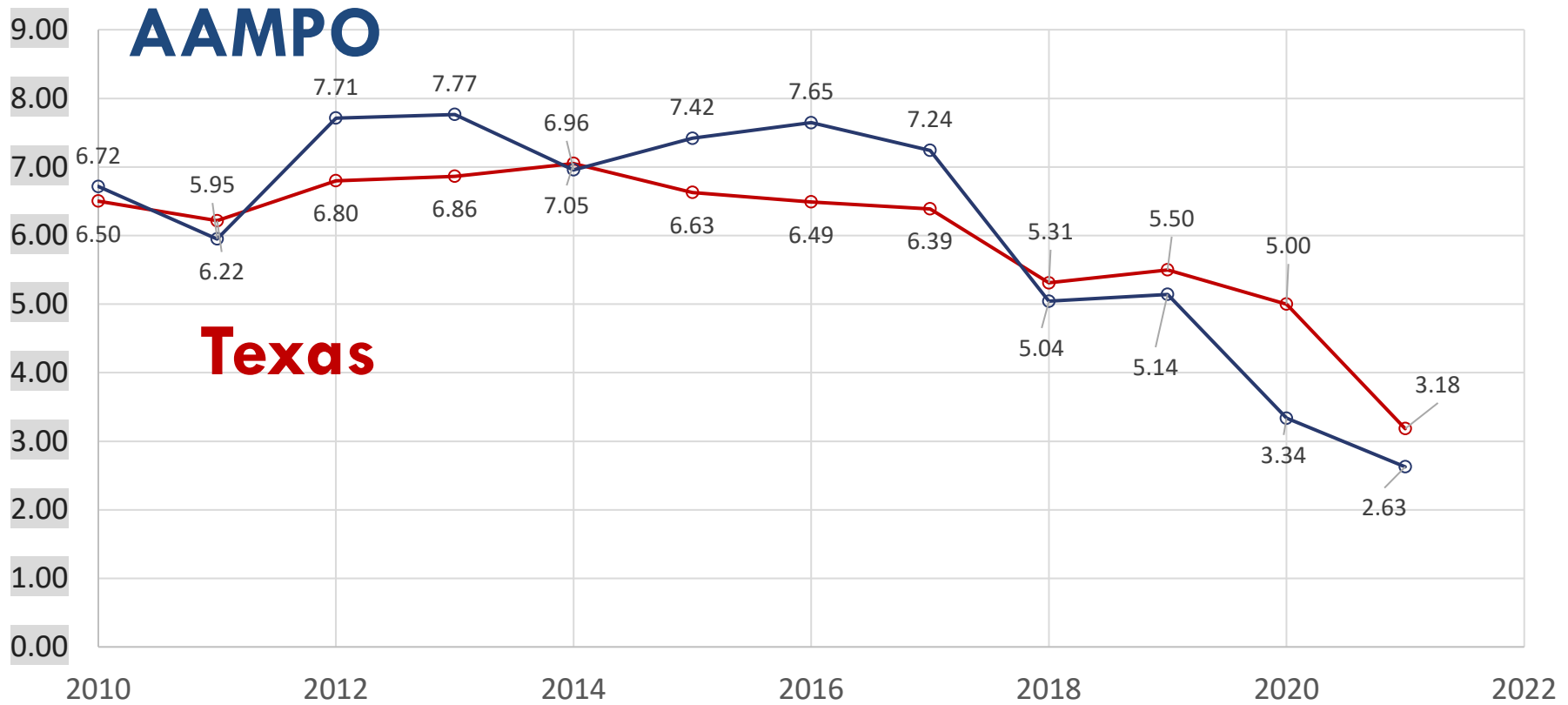
## 2021 Statewide Actual\*

On Target  
\*(as of 11/18/2021)

## 2022 Statewide Target

Reduce expected rise by 2.0% to  $\leq 19,065$  serious injuries

# Rate of Serious Injuries (2010-2021)



## 2021 Statewide Target

Decrease rate of serious injuries to  $\leq 6.51$  SIs per 100 MVMT

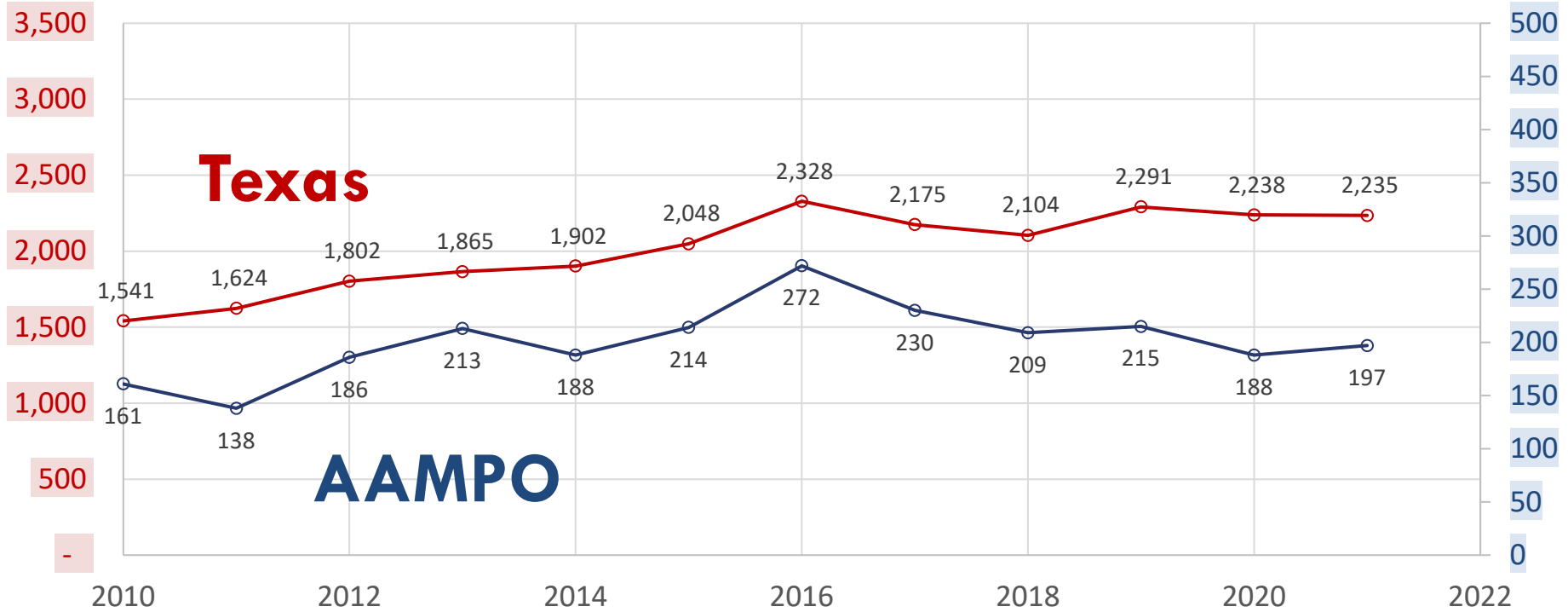
## 2021 Statewide Actual\*

On Target  
\*(as of 11/18/2021)

## 2022 Statewide Target

Decrease rate of serious injuries to  $\leq 6.47$  SIs per 100 MVMT

# Number of Non-Motorized Fatalities & Serious Injuries (2010-2021)



**2021 Statewide Target**  
 Reduce expected rise by 1.6% to ≤ 2,560 non-motorized fatalities and serious injuries

**2021 Statewide Actual\***  
 On Target  
 \*(as of 11/18/2021)

**2022 Statewide Target**  
 Reduce expected rise by 2.0% to ≤ 2,642 non-motorized fatalities and serious injuries

# Staff proposes supporting statewide 2022 safety targets and 2050 zero deaths goal

Performance Measure	State Target for 2022	AAMPO 2022 Estimate
Number of Fatalities	3,272	312
Rate of Fatalities	1.23	1.58
Number of Serious Injuries	19,065	1,497
Rate of Serious Injuries	6.47	7.03
Number of Non-Motorized Fatalities & Serious Injuries	2,642	332

- BMAC and PMAC took action in November 2021
  - Recommended supporting 2022 statewide targets and 2050 zero deaths goal
- TAC unanimously recommended approval of this item at the January 7, 2022 meeting
- **TPB is scheduled to take action at the January 24, 2022 meeting**
- Targets are revisited annually

# Data Sources

- Fatalities: 2010-2016 Fatality Analysis Reporting System (FARS); 2017 Annual Report File (ARF); 2018-2021 Crash Record Information System (CRIS)
- Serious Injuries: 2010-2021 CRIS
- VMT: TxDOT and AAMPO Travel Demand Model

# Questions?

Joey Pawlik

Active Transportation Planner

pawlik@alamoareampo.org

